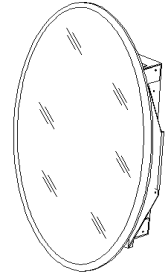


Cameo MEDICINE CABINET

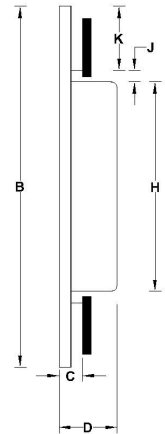
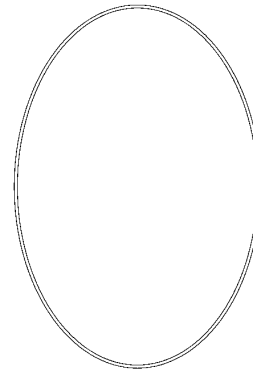
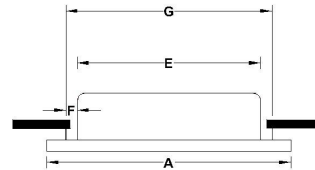


FEATURES/TYPICAL SPECIFICATIONS

- Recessed mount installation
 - Wall Opening/Rough-in dimensions: 14" x 24" x 3½"
- One piece drawn steel housing (HY/ST)
 - 26 gauge steel with white, heat cured, acrylic paint finish
- Frameless mirror door
 - 3/16" thick float glass oval mirror front with 1" beveled edge
 - 25 gauge steel door back with white, heat cured, acrylic paint finish
- 11" piano hinge welded to the door and mechanically fastened to a hinge support plate extending from the cabinet body (HG01) (1 typical)
- Magnetic catch in cabinet body flange aligns to stainless steel striker plate on door (1 typical)
- Reversible for left-hand or right-hand door swing
- 26 gauge galvanized steel shelves with white, heat cured, enamel paint finish, adjustable (ADJ) (2 typical)
- Mounting hardware included
- Standard Pallet Quantity of 20 units

Finishes:

Housing: PT01—Basic White
 Mirror: 1 BVL—1" Bevel Edge
 Frame: Frameless



Model #	Description	Dimensions In Inches									
		A	B	C	D	E	F	G	H	J	K
1358	MEDCAB 1DR 24X36 FMLS HY/ST	24	36	1½	4½	13½	1	15½	23½	1	5¼

REFERENCE	QTY.	REMARKS	Project
			Location
			Architect
			Engineer
			Contractor
			Submitted by
			Date

* All models and material specifications are subject to change or withdrawal without notice.