

FEATURES

- The choice of self-generating hydropowered ECOPOWER® system or AC system
- IoT-ready product (ECOPOWER models only) – requires communication card sold separately for IoT functionality
- Micro-sensor positioned underneath the spout head provides accurate hand detection and ensures smooth, consistent water distribution
- Vandal resistant nozzle
- Aerated flow
- Durable chrome plated spout body
- Kit includes spout body, controller box, and mounting hardware (supply lines not included)
- Equipped with 0.5 gpm flow control. 0.17 gpc, 20 sec continuous flow
- IoT-enabled options available to remotely monitor usage rates, water consumption, fixture performance and streamline operations in real time with instant alerts

OPTIONAL ACCESSORIES

- **THP3158#CP** - 4" Cover Plate
- **THP3159#CP** - 8" Cover Plate
- **THP3237** - Swivel Coupling

COLORS/FINISHES

- #CP Polished Chrome

PRODUCT SPECIFICATION

TOTO Model # _____ Choice of self-generating hydropowered ECOPOWER system or AC system. The faucet shall have maximum of 20 seconds continuous flow (0.17 gpc). The faucet shall have self-adjusting sensor. Product equipped with 0.5 gpm flow regulator.

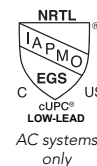


ECOPOWER OR AC SYSTEM

CODES/STANDARDS

- Operates below federally mandated consumption limit of 0.25 gpc
- Complies to California Green Building Code, CALGreen max flow of 0.20 gpc
- Meets or exceeds ASME A112.18.1/CSA B125.1, and NSF 372
- Meets or exceeds UL 1951, CSA C22.2 No.14 and 68 (AC systems only)
- Certifications: IAPMO(cUPC), California Energy Commission (CEC), State of Massachusetts, and others
- Complies with City of Los Angeles Water Efficiency Ordinance
- ADA compliant
- Complies with Federal and State statutes as low-lead (contains a weighted average of 0.25% lead or less)
- Complies with CA Prop 65 warning requirements
- FCC compliant to Part 15 (for IoT only)

*For codes and standards of mixing valves TLM10 and TLE05701U, please refer to corresponding product spec sheet



ECOPOWER MODELS

Kit Options	Component Breakdown				
	Spout	ECOPOWER Controller	Mixing valve	Thermo Mixing Valve	IoT Card
T26S53Ei#\$\$	TLE26006U3#\$\$	TLE03502U1i			*
T26S53EiM#\$\$	TLE26006U3#\$\$	TLE03502U1i	TLM10		*
T26S53EiT#\$\$	TLE26006U3#\$\$	TLE03502U1i		TLE05701U	*
T26S53Ei4#\$\$	TLE26006U3#\$\$	TLE03502U1i			THP3566

*Requires communication card (sold separately) for IoT functionality

AC MODELS (Not IoT Compatible)

Kit Options	Component Breakdown			
	Spout	AC Controller	Mixing valve	Thermo Mixing Valve
T26S53A#\$\$	TLE26006U3#\$\$	TLE01502U		
T26S53AM#\$\$	TLE26006U3#\$\$	TLE01502U	TLM10	
T26S53AT#\$\$	TLE26006U3#\$\$	TLE01502U		TLE05701U

T26S53i Series

Helix® Touchless Faucet

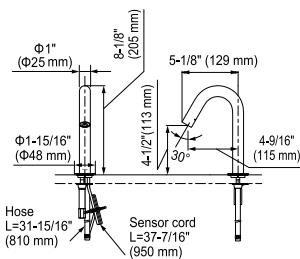
SPECIFICATIONS

Type	ECOPOWER	AC
Power Supply	Hydropower Generation (self-powering power supply)	AC 120V
IoT Capability	IoT-Enabled	
Sensor Detection Range	5-1/8" ~ 7-7/8" (130 ~ 200 mm) Sensor is self-adjusting	
Water Supply Pressure	Min (Dynamic/Flowing) Pressure: 15 psi (100 kPa) Max (Static) Pressure: 80 psi (551 kPa)	
Water Supply	G 1/2" (1/2" NPSM compatible)	
Inlet Temperature Range	39-110°F (4-43°C)	
Ambient Temperature	32-104°F (0-40°C)	
Humidity	Max. 90% RH	
Flow Rate	0.17 gpc (0.63 Lpc)** - max 20 second Continuous*** (0.17 gpc = 0.5 gpm x 20/60 sec) Equipped with 0.5 gpm flow control	
Warranty	Three years	

**Gallons per cycle (gpc) is the amount of water discharged per usage cycle.
***Continuous means that water is dispensed for a continuous 20 second cycle.

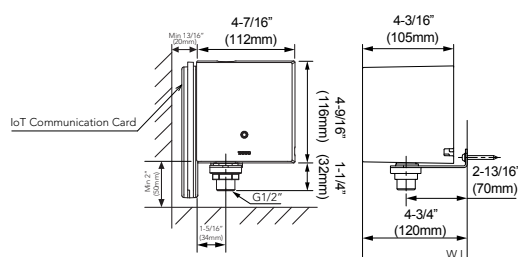
DIMENSIONS

Helix Touchless Faucet

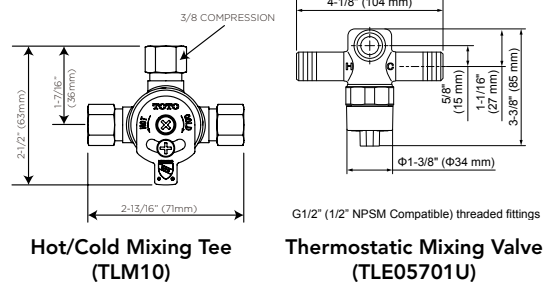


- Mounting deck thickness: 1/4" (5 mm) - 2" (50 mm)
- Spout hole: $\Phi 1-1/4"$ ($\Phi 32$ mm) - $\Phi 1-3/8"$ ($\Phi 35$ mm)

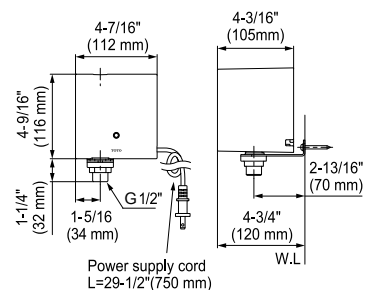
ECOPOWER Controller



Available Mixing Valves



AC Controller



TOTO®

Ph: (888) 295-8134 | Fax: (800) 699-4889 | www.totousa.com | © TOTO USA

These dimensions and specifications are subject to change without notice

SS-02467 v.01

NOTES

Following the federal mandate for water efficiency outlined in the Environmental Protection Act of 1992, faucets can be rated for water consumption based on two categories: Flow Rate and Water Consumption. TOTO uses the water consumption standard because it is the most accurate method of measuring water use. TOTO faucets also comply with the CALGreen Guideline of water usage.

Water Savings

- TOTO Continuous [20 sec.] faucet (0.17 gpc):
- 32% savings over Federal Standard (0.25 gpc)
- 15% savings over CAL Green (0.20 gpc)

INSTALLATION NOTES

For IoT installation, provide clearance space on left side and bottom of the controller. For left side: Minimum clearance to any surrounding structure is 13/16" (20mm) . Recommended clearance is 3-15/16" (100mm) or more. For bottom side: Minimum clearance is 2" (50mm). Please refer to the diagram below.