

Redington™ 1G® One-Piece Toilet - 1.0 GPF

FEATURES

- Ultra high-efficiency TORNADO FLUSH® system -
- 1.0 GPF (3.8 LPF)
- CEFIONTECT® ceramic glaze prevents debris and mold from sticking to ceramic surfaces
- Specially designed to accommodate WASHLET®+
- Completely skirted design for a sleek and understated look that's easier to clean
- UNIVERSAL HEIGHT
- Elongated front bowl with SoftClose® seat
- 12" Rough-in
- Chrome plated trip lever

MODELS

- **MS672124CUFG (#01, #03, #12)**
With CEFIONTECT ceramic glaze & includes SS124 SoftClose seat
- **MS672124CUF (#51)**
Same as MS672124CUFG without CEFIONTECT ceramic glaze
- **MS672124CUFRG (#01)**
With right-hand trip lever, CEFIONTECT ceramic glaze and SS124 SoftClose seat

OPTIONAL COMPONENTS

- **TSU10W.10**
10" Unifit Rough-in
- **TSU10W.14**
14" Unifit Rough-in
- **THU887(#01, #BN, #MBL, #PN)-A**
Left Hand Trip Lever Handle - Cotton, Brushed Nickel, Matte Black, Polished Nickel}}






COLORS/FINISHES

- #01 Cotton
- #03 Bone
- #12 Sedona Beige
- #51 Ebony (Without CEFIONTECT glaze)

PRODUCT SPECIFICATION

The one-piece ultra high-efficiency TORNADO FLUSH system toilet shall be 1.0 GPF. Toilet shall be 12" Unifit rough-in. Toilet shall have optional CEFIONTECT ceramic glaze and be at Universal Height. Toilet shall have elongated front bowl with SoftClose seat and Polished Chrome trip lever. Toilet shall be TOTO Model MS672124CUF(R)(G)#__.



-  TORNADO FLUSH
-  ONE GALLON PER FLUSH
-  UNIVERSAL HEIGHT
-  CEFIONTECT
-  SKIRTED DESIGN

CODES/STANDARDS

- Meets and exceeds ASME A112.19.2/CSA B45.1
- Certifications: IAPMO(cUPC®), EPA WaterSense, State of Massachusetts, and others
- Code Compliance: UPC, IPC, NSPC, NPC Canada, and others
- Legislative Compliance: California AB715, California Green Building Code, City of Los Angeles Water Efficiency Ordinance, and others
- ADA compliant (when installed with trip lever located on the approach side)
- Complies with CA Prop 65 warning requirements



MS672124CUF(R)(G)

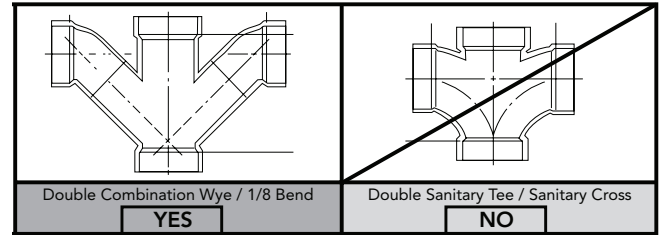
Redington™ 1G® One-Piece Toilet - 1.0 GPF

SPECIFICATIONS

Water Use	1.0 GPF (3.8 LPF)
Flush System	TORNADO FLUSH®
Min. Water Pressure	8 psi (Flowing)
Water Surface	9" x 6-1/4"
Trap Diameter	2-1/8"
Rough-in	12" (10" & 14" Optional)
Trap Seal	2-1/8"
Warranty	One Year Limited Warranty
Material	Vitreous China
Shipping Weight	112.5 lbs
Shipping Dimensions	30-1/16" L x 21-9/16" W x 17-9/16" H1 x 27-1/4" H2

INSTALLATION NOTES

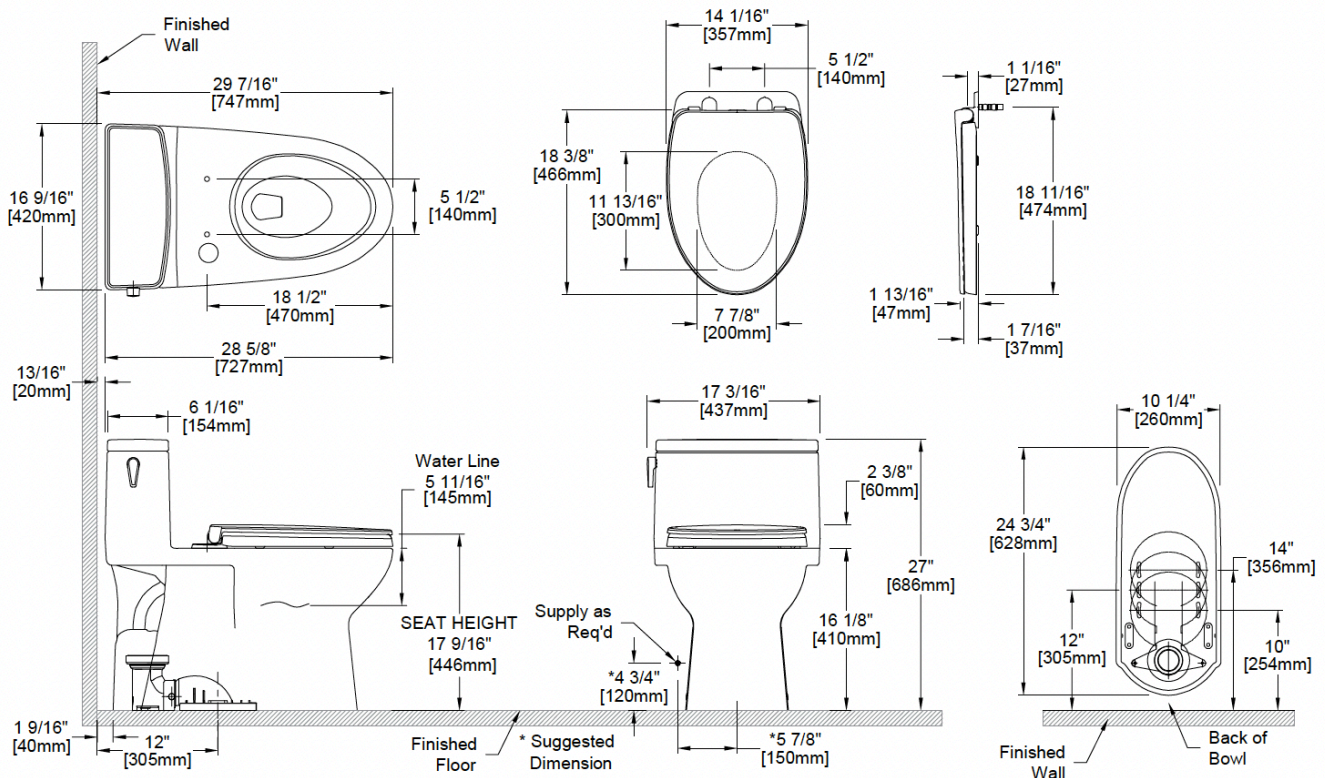
Back-to-Back Toilet Installations:
 TOTO recommends the use of a nationally listed, double sanitary tee-wye only, in vertical waste stacks, in accordance with the stipulations noted in the majority of nationally recognized plumbing codes.



To maintain adequate wall gap between the back of the tank and wall, mount the floor flange at a nominal 12" rough-in distance.

It is recommended to have adequate supplemental flows from other water usage fixtures with a drainline slope of 2% with maximum linear runs of 60ft.

DIMENSIONS



These dimensions and specifications are subject to change without notice